

Format of holding of specified securities

- | | | |
|----|---|------------------------------------|
| 1 | Name of Listed Entity: | RALLIS INDIA LIMITED |
| 2 | Scrip Code/Name of Scrip/Class of Security | 500355/RALLIS INDIA LIMITED/EQUITY |
| 3 | Share Holding Pattern Filed under: Reg. 31(1)(a)/Reg. 31(1)(b)/Reg.31(1)(c) | Reg. 31(1)(b) |
| a. | If under 31(1)(b) then indicate the report for Quarter ending | 30th September,2016 |
| b. | If under 31(1)(c) then indicate date of allotment/extinguishment | N.A |

- 4 Declaration: The Listed entity is required to submit the following declaration to the extent of submission of information:-

	Particulars	Yes*	No*
1	Whether the Listed Entity has issued any partly paid up shares?		No
2	Whether the Listed Entity has issued any Convertible Securities or Warrants?		No
3	Whether the Listed Entity has any shares against which depository receipts are issued?		No
4	Whether the Listed Entity has any shares in locked-in?		No
5	Whether any shares held by promoters are pledge or otherwise encumbered?		No

* If the Listed Entity selects the option 'No' for the questions above, the columns for the partly paid up shares, Outstanding Convertible Securities/Warrants, depository receipts, locked-in shares, No of shares pledged or otherwise encumbered by promoters, as applicable, shall not be displayed at the time of dissemination on the Stock Exchange website. Also wherever there is 'No' declared by Listed Entity in above table the values will be considered as 'Zero' by default on submission of the format of holding of specified securities.

- 5 The tabular format for disclosure of holding of specified securities is as follows:-



Table I - Summary Statement holding of specified securities

Category	Category of shareholder	Nos. of shareholders	No. of fully paid up equity shares held	No. of Partly paid-up equity shares held	No. of shares underlying Depository Receipts	Total nos. shares held	Shareholding as a % of total no. of shares (calculated as per SCRR, 1957)	Number of Voting Rights held in each class of securities			No. of Shares Underlying Outstanding convertible securities (including Warrants)	Shareholding, as a % assuming full conversion of convertible securities (as a percentage of diluted share capital)	Number of Locked in shares		Number of Shares pledged or otherwise encumbered		Number of equity shares held in dematerialized form		
								(IX)					(X)	(XI)= (VII)+(X) As a % of (A+B+C2)	(XII)			(XIII)	
								No of Voting Rights							Total as a % of (A+B+C)	No.		As a % of total Shares held	No.
								Class eg: X	Class eg:y	Total			(a)	(b)		(a)	(b)		
(A)	Promoter & Promoter Group	2	97416610	0	0	97416610	50.09	97416610	0	97416610	50.09	0	50.09	0	0.00	0	0.00	97416610	
(B)	Public	40004	97052280	0	0	97052280	49.91	97052280	0	97052280	49.91	0	49.91	0	0.00	NA	NA	94365150	
(C)	Non Promoter- Non Public	0	0	0	0	0	0.00	0	0	0	0.00	0	0.00	0	0.00	NA	NA	0	
(C1)	Shares underlying DRs	0	0	0	0	0	NA	0	0	0	0.00	0	0.00	0	0.00	NA	NA	0	
(C2)	Shares held by Employee Trusts	0	0	0	0	0	0.00	0	0	0	0.00	0	0.00	0	0.00	NA	NA	0	
	Total	40006	194468890	0	0	194468890	100.00	194468890	0.00	194468890	100.00	0	100.00	0	0.00	0	0.00	191781760	



Table II - Statement showing shareholding pattern of the Promoter and Promoter Group

Category & Name of the Shareholders	PAN	No. of shareholder	No. of fully paid up equity shares held	Partly paid-up equity shares held	Nos. of shares underlying Depository Receipts	Total nos. shares held	Shareholding % calculated as per SCRR, 1957	Number of Voting Rights held in each class of securities			No. of Shares Underlying Outstanding convertible securities (including Warrants)	Shareholding, as a % assuming full conversion of convertible securities (as a percentage of diluted share capital)	Number of Locked in shares		Number of Shares pledged or otherwise encumbered		Number of equity shares held in dematerialized form			
								(IX)					(X)	(XI) = (VII)+(X) as a % of A+B+C2	(XII)			(XIII)		
								No of Voting Rights							Total as a % of Total Voting rights	No.		As a % of total Shares held	No.	As a % of total shares held
								Class X	Class Y	Total										
(1) Indian																				
(a) Individuals/Hindu undivided Family		0	0	0	0	0	0.00	0	0	0	0.00	0	0.00	0	0.00	0	0.00	0		
(b) Central Government/ State Government(s)		0	0	0	0	0	0.00	0	0	0	0.00	0	0.00	0	0.00	0	0.00	0		
(c) Financial Institutions/ Banks		0	0	0	0	0	0.00	0	0	0	0.00	0	0.00	0	0.00	0	0.00	0		
(d) Any Other (specify)		2	97416610	0	0	97416610	50.09	97416610	0	97416610	50.09	0	0.00	0	0.00	0	0.00	97416610		
(i) Bodies Corporate																				
i Tata Chemicals Limited	AAACT4059M	1	97341610	0	0	97341610	50.06	97341610	0	97341610	50.06	0	0.00	0	0.00	0	0.00	97341610		
ii Ewart Investments Limited	AAACE2546C	1	75000	0	0	75000	0.04	75000	0	75000	0.04	0	0.00	0	0.00	0	0.00	75000		
Sub-Total (A)[1]		2	97416610	0	0	97416610	50.09	97416610	0	97416610	50.09	0	0.00	0	0.00	0	0.00	97416610		
(2) Foreign																				
(a) Individuals (Non-Resident Individuals/ Foreign Individuals)		0	0	0	0	0	0.00	0	0	0	0.00	0	0.00	0	0.00	0	0.00	0		
(b) Government		0	0	0	0	0	0.00	0	0	0	0.00	0	0.00	0	0.00	0	0.00	0		
(c) Institutions		0	0	0	0	0	0.00	0	0	0	0.00	0	0.00	0	0.00	0	0.00	0		
(d) Foreign Portfolio Investor		0	0	0	0	0	0.00	0	0	0	0.00	0	0.00	0	0.00	0	0.00	0		
(e) Any Other (specify)		0	0	0	0	0	0.00	0	0	0	0.00	0	0.00	0	0.00	0	0.00	0		
Sub-Total (A)[2]		0	0	0	0	0	0.00	0	0	0	0.00	0	0.00	0	0.00	0	0.00	0		
Total Shareholding of Promoter and Promoter Group (A)= (A)[1]+(A)[2]		2	97416610	0	0	97416610	50.09	97416610	0	97416610	50.09	0	0.00	0	0.00	0	0.00	97416610		

Details of Shares which remain unclaimed may be given here along with details such as number of shareholders, outstanding shares held in demat/unclaimed suspense account, voting rights which are frozen etc.
Not Applicable

Note:
(1) PAN would not be displayed on website of Stock Exchange(s).
(2) The term "Encumbrance" has the same meaning as assigned under regulation 28(3) of SEBI (Substantial Acquisition of Shares and Takeovers) Regulations, 2011.





Table III - Statement showing shareholding pattern of the Public shareholder

Category & Name of the Shareholders	PAN	Nos. of shareholder	No. of fully paid up equity shares held	Partly paid-up equity shares held	Nos. of shares underlying Depository Receipts	Total nos. shares held	Shareholding % calculated as per SCRR, 1957	Number of Voting Rights held in each class of securities			No. of Shares Underlying Outstanding convertible securities (including Warrants)	Total Shareholding, as a % assuming full conversion of convertible securities (as a percentage of diluted share capital)	Number of Locked in shares		Number of Shares pledged or otherwise encumbered		Number of equity shares held in dematerialized form	
								(IX)					(XII)	(XIII)				
								No of Voting Rights						No.	As a % of total Shares held	No. (not applicable)		As a % of total shares held (Not applicable)
								Class X	Class Y	Total								
(1) Institutions																		
(a) Mutual Funds/UTI		48	20592231	0	0	20592231	10.59	20592231	0	20592231	10.59	0	0.00	NA		20588871		
i Icici Prudential (*)	AAAAI0038F	19	13244173	0	0	13244173	6.81	13244173	0	13244173	6.81	0	0.00	NA		13244173		
ii Hdfc Trustee Company Limited (*)	AAATH1809A	6	2787573	0	0	2787573	1.43	2787573	0	2787573	1.43	0	0.00	NA		2787573		
(b) Venture Capital Funds		0	0	0	0	0	0.00	0	0	0	0.00	0	0.00	NA		0		
(c) Alternate Investment Funds		0	0	0	0	0	0.00	0	0	0	0.00	0	0.00	NA		0		
(d) Foreign Venture Capital Investors		0	0	0	0	0	0.00	0	0	0	0.00	0	0.00	NA		0		
(e) Foreign Portfolio Investors		52	12413089	0	0	12413089	6.38	12413089	0	12413089	6.38	0	0.00	NA		12413089		
i Fil Investments(Mauritius)Ltd	AAACF8751A	1	3690008	0	0	3690008	1.90	3690008	0	3690008	1.90	0	0.00	NA		3690008		
ii Government Pension Fund Global	AACCN1454E	1	2365792	0	0	2365792	1.22	2365792	0	2365792	1.22	0	0.00	NA		2365792		
(f) Financial Institutions/ Banks		18	225645	0	0	225645	0.12	225645	0	225645	0.12	0	0.00	NA		183145		
(g) Insurance Companies		8	3038659	0	0	3038659	1.56	3038659	0	3038659	1.56	0	0.00	NA		3038659		
(h) Provident Funds/ Pension Funds		0	0	0	0	0	0.00	0	0	0	0.00	0	0.00	NA		0		
(i) Any Other (specify)		0	0	0	0	0	0.00	0	0	0	0.00	0	0.00	NA		0		
Sub-Total (B)(1)		126	36269624	0	0	36269624	18.65	36269624	0	36269624	18.65	0	0.00	NA		36225764		
(2) Central Government/ State Government(s)/ President of India		1	801150	0	0	801150	0.41	801150	0	801150	0.41	0	0.00	NA		0		
Sub-Total (B)(2)		1	801150	0	0	801150	0.41	801150	0	801150	0.41	0	0.00	NA		0		
(3) Non-Institutions																		
(a) Individuals -		38826	44049829	0	0	44049829	22.65	44049829	0	44049829	22.65	0	0.00	NA		42286459		
i. Individual shareholders holding nominal share capital up to Rs. 2 lakhs.		38804	21256440	0	0	21256440	10.93	21256440	0	21256440	10.93	0	0.00	NA		19493070		
ii. Individual shareholders holding nominal share capital in excess of Rs. 2 lakhs.		22	22793389	0	0	22793389	11.72	22793389	0	22793389	11.72	0	0.00	NA		22793389		
Rakesh Radheshyam Jhunjhunwala	ACPPJ9449M AAHFR8059H AAEFR8176J	8	19355820	0	0	19355820	9.95	19355820	0	19355820	9.95	0	0.00	NA		19355820		
(b) NBFCs registered with RBI		1	1250	0	0	1250	0.00	1250	0	1250	0.00	0	0.00	NA		1250		
(c) Employee Trusts		0	0	0	0	0	0.00	0	0	0	0.00	0	0.00	NA		0		
Overseas Depositories (holding DRs) (balancing figure)		0	0	0	0	0	0.00	0	0	0	0.00	0	0.00	NA		0		
(e) Any Other (specify)		1050	15930427	0	0	15930427	8.19	15930427	0	15930427	8.19	0	0.00	NA		15851677		
i Trusts		5	26425	0	0	26425	0.01	26425	0	26425	0.01	0	0.00	NA		26425		
ii Foreign Companies		1	3900	0	0	3900	0.00	3900	0	3900	0.00	0	0.00	NA		0		
iii Directors & Relatives		1	4831	0	0	4831	0.00	4831	0	4831	0.00	0	0.00	NA		4831		
iv Clearing Members		459	1925958	0	0	1925958	0.99	1925958	0	1925958	0.99	0	0.00	NA		1925958		
v Bodies Corporate		559	13918397	0	0	13918397	7.16	13918397	0	13918397	7.16	0	0.00	NA		13843547		
(v-i) Private Limited	AABCH7520C	1	4872993	0	0	4872993	2.51	4872993	0	4872993	2.51	0	0.00	NA		4872993		
(v-ii) Ltd	AAAF20269N	1	3181260	0	0	3181260	1.64	3181260	0	3181260	1.64	0	0.00	NA		3181260		
vi Limited Liability Partnership - LLP		25	50916	0	0	50916	0.03	50916	0	50916	0.03	0	0.00	NA		50916		
Sub-Total (B)(3)		39877	59981506	0	0	59981506	30.84	59981506	0	59981506	30.84	0	0.00	NA		58139386		
Total Public Shareholding (B) = (B)(1)+(B)(2)+(B)(3)		40004	97052280	0	0	97052280	49.91	97052280	0	97052280	49.91	0	0.00	NA		94365150		

Details of the shareholders acting as persons in Concert including their Shareholding (No. and %):



Details of Shares which remain unclaimed may be given here along with details such as number of shareholders, outstanding shares held in demat/unclaimed suspense account, voting rights which are frozen etc.
Not Applicable

Note:
(1) PAN would not be displayed on website of Stock Exchange(s).
(2) The above format needs to be disclosed along with the name of following persons:
Institutions/Non Institutions holding more than 1% of total number of shares.
(3) W.r.t. the information pertaining to Depository Receipts, the same may be disclosed in the respective columns to the extent information available and the balance to be disclosed as held by custodian.

(*) Shareholding has been reported based on Common PAN irrespective of the Sub-Accounts




Table IV - Statement showing shareholding pattern of the Non Promoter- Non Public shareholder

Category & Name of the Shareholders	PAN	No. of shareholder	No. of fully paid up equity shares held	Partly paid-up equity shares held	Nos. of shares underlying Depository Receipts	Total nos. shares held	Shareholding % calculated as per SCRR, 1957	Number of Voting Rights held in each class of securities			No. of Shares Underlying Outstanding convertible securities (including Warrants)	Total Shareholding, as a % assuming full conversion of convertible securities (as a percentage of diluted share capital)	Number of Locked in shares		Number of Shares pledged or otherwise encumbered		Number of equity shares held in dematerialized form				
								(IX)					(X)	(XI) = (VII)+(X) as a % of A+B+C2	(XII)			(XIII)		(XIV) (Not Applicable)	
								No of Voting Rights							Total as a % of Total Voting rights	No.		As a % of total Shares held	No. (not appli-cable)		As a % of total shares held (Not applicable)
								Class X	Class Y	Total											
(1) Custodian/DR Holder		0	0	0	0	0	0.00	0	0	0	0.00	0	0.00	0	0	0	0				
(a) Name of DR Holder (if available)																					
(i) abc,...																					
(ii) efg,...																					
(2) Employee Benefit Trust (under SEBI (Share based Employee Benefit) Regulations, 2014)		0	0	0	0	0	0.00	0	0	0	0.00	0	0.00	0	0	0	0				
(a) Name abc,...																					
Total Non-Promoter- Non Public shareholding (C)= (C1)+(C2)		0	0	0	0	0	0.00	0	0	0	0.00	0	0.00	0	0	0	0				

Note
 (1) PAN would not be displayed on website of Stock Exchange(s).
 (2) The above format needs to disclose name of all holders holding more than 1% of total number of shares
 (3) W.r.t. the information pertaining to Depository Receipts, the same may be disclosed in the respective columns to the extent information available.

